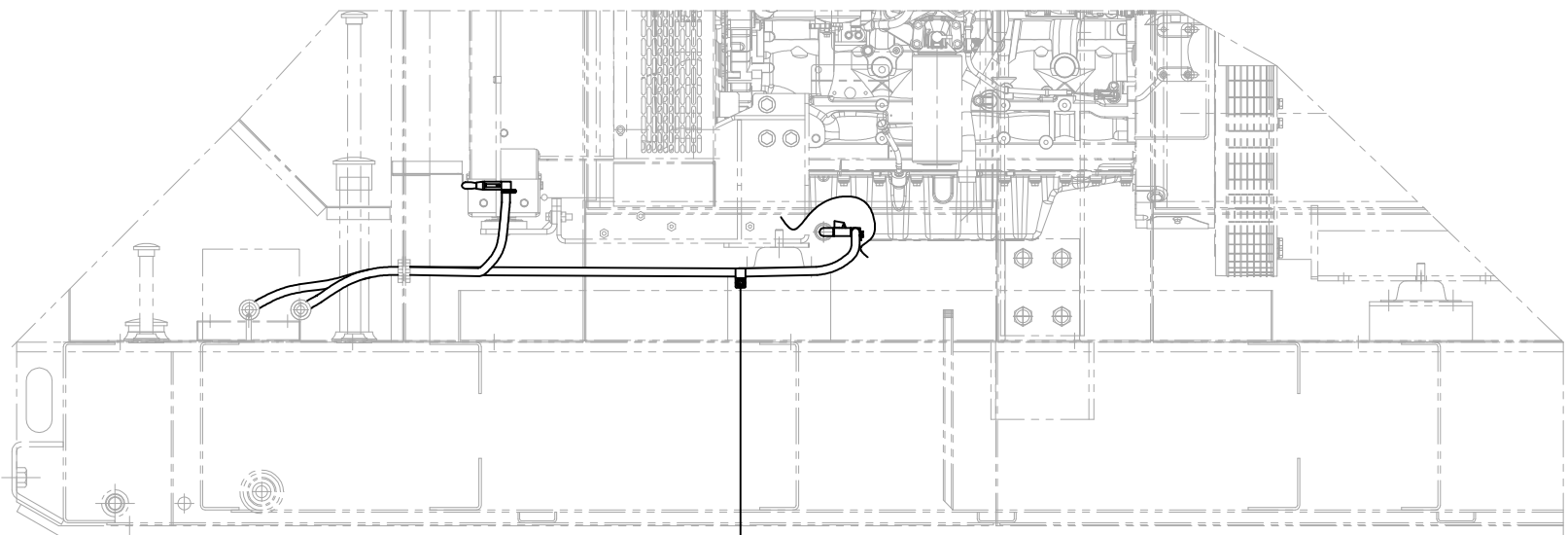
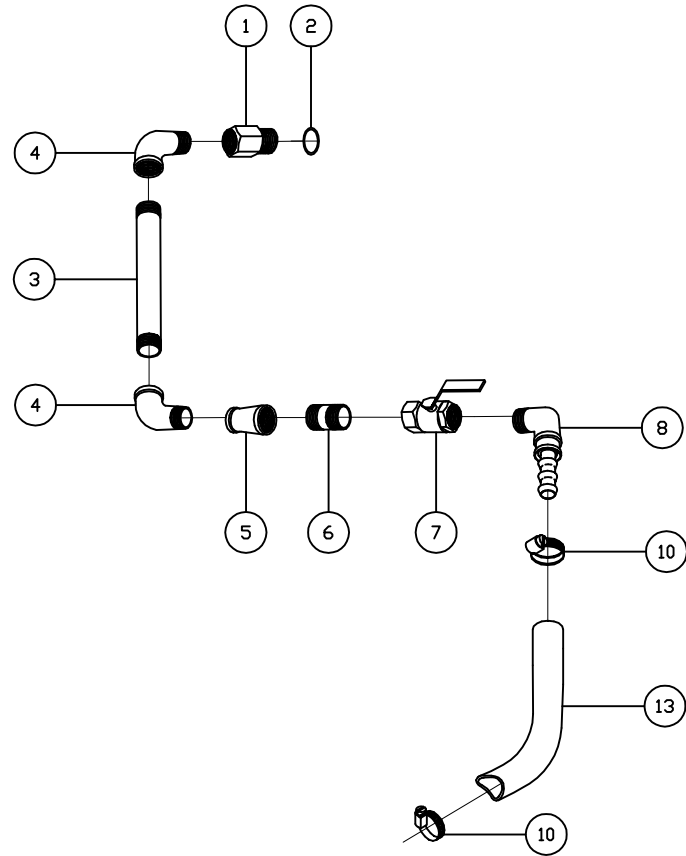


APS150 - TOP VIEW

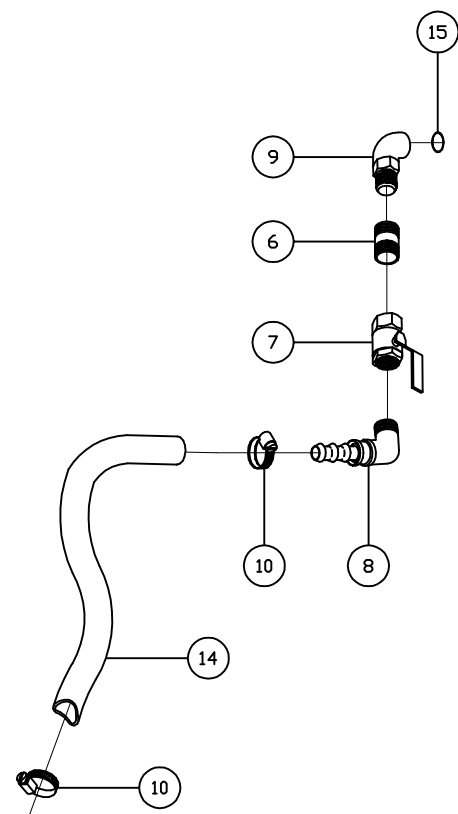


APS150 - LEFT SIDE VIEW

ITEM	QTY.	PART NO.	DESCRIPTION	WEIGHT
1	1	10412-18295	ADAPTER - COOLANT DRAIN	-
2	1	6V-5049	O-RING - COOLANT DRAIN	-
3	1	PNPL146	NIPPLE - 1/4" x 6"	-
4	2	PSTE1490	90° STREET ELBOW - 1/4"	-
5	1	PBR1438	REDUCED COUPLING - 1/4" x 3/8"	-
6	2	PNPL38C	CLOSED NIPPLE - 3/8"	-
7	2	PBBV38	SHUTOFF VALVE	-
8	2	008-6904	90° BARBED ELBOW	-
9	1	6I-6547	ADAPTER - OIL PAN	-
10	4	5D-1026	HOSE CLAMP - 1"	-
11	1	7C-4354	VINYL CLAMP	-
12	1	345-8531	WHIZLOCK BOLT - 3/8"-16NCx1"	-
13	1	6V-8843	HOSE / COOLANT DRAINS - 30"	-
14	1	6V-8843	HOSE / OIL DRAINS - 60"	-
15	1	8L-2786	O-RING - OIL DRAIN	-
16	1	198-2970	WHIZLOCK NUT 3/8"-16	-



DETAIL A
COOLANT DRAINS



DETAIL B
OIL DRAINS

CHANGE NOTICE	DATE BY	ALTORFER			ALTORFER POWER SYSTEMS		
		THIS DOCUMENT CONTAINS PROPRIETARY INFORMATION OF ALTORFER, INC. WITHOUT THE WRITTEN PERMISSION OF ALTORFER, INC., ANY COPYING OR OTHER USE EXCEPT THAT FOR WHICH IT WAS INTENDED IS PROHIBITED			6315 W. FAUBER RD. PHONE (309) 697-1234 BARTONVILLE, IL 61607 FAX (309) 282-7546		
	ALL DIMENSIONS IN INCHES UNLESS OTHERWISE SPECIFIED	FILE	PROJECT REFERENCE				
	TOLERANCES: X.X ± 0.100 X.XX ± 0.060 X.XXX ± 0.005	DF/49A	APS150 RENTAL PACKAGE				
THIRD ANGLE PROJECTION	SCALE/SHEET SIZE	DRAWN BY	DATE	QUOTE NUMBER	WORK ORDER NUMBER		
ANGULAR ± 1°	1=15/B	B. LOHNES	12-01-08	-	-		
TITLE	SHEET	DATE		DRAWING NUMBER			
	1 OF 1	12-01-08		49A109-01			
		APS150 OIL & WATER DRAINS GROUP				49A109-01	